

Showcase Workshop iOS App

Version 4.0



showcase
workshop

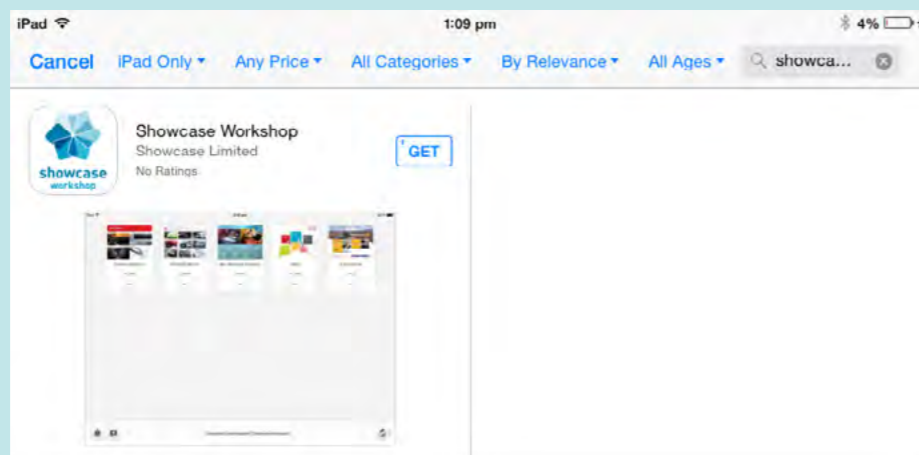
Instructions to download and install Showcase Workshop iOS App

Requirements:

- An **iOS tablet** or **smartphone**.
- **iTunes Account:** a free iTunes account is required to install apps. If you don't have one, the App Store will prompt you through it.
- **Showcase Workshop log in:** your Showcase Administrator can provide this.


Step 1:

Open the App Store and search for '**Showcase Workshop**'. The Showcase Workshop app will come up in the results as below.



Step 2:


Tap the '**GET**' button then '**INSTALL**' to install Showcase Workshop to your device.



Step 3:

When the download is complete you will find the Showcase App installed on your device. Now find the Showcase Workshop App and open it.

You will be prompted to log in as below.



Step 4:

Click the green cloud icon below your Showcase thumbnails to begin downloading. Once downloaded, each showcase will be saved to your device for future access.

