

# Showcase Workshop Android App

Version 4.0



**showcase**  
workshop

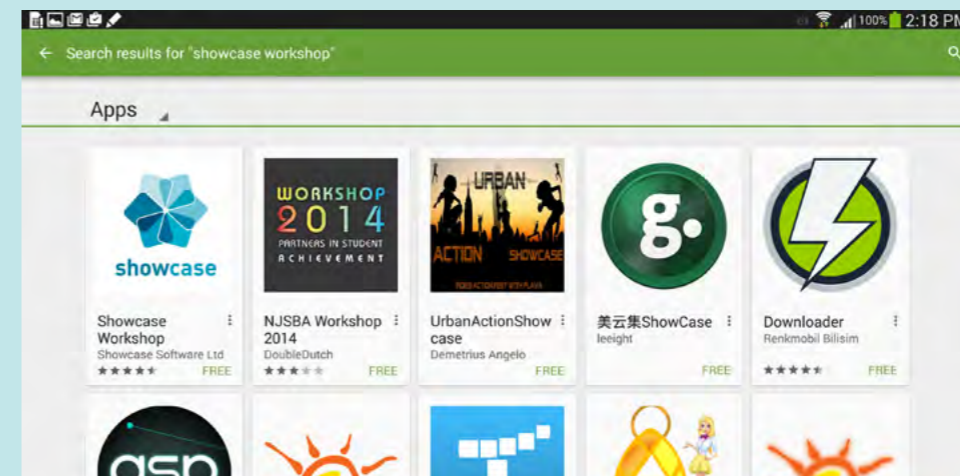
# Instructions to download and install Showcase Workshop Android App

## Requirements:

- An **Android tablet** or **smartphone**.
- **Google Play Account:** a free Google Play account is required to install apps. If you don't have one the Google Play Store will prompt you through it.
- **Showcase Workshop log in:** your Showcase Administrator can provide this.

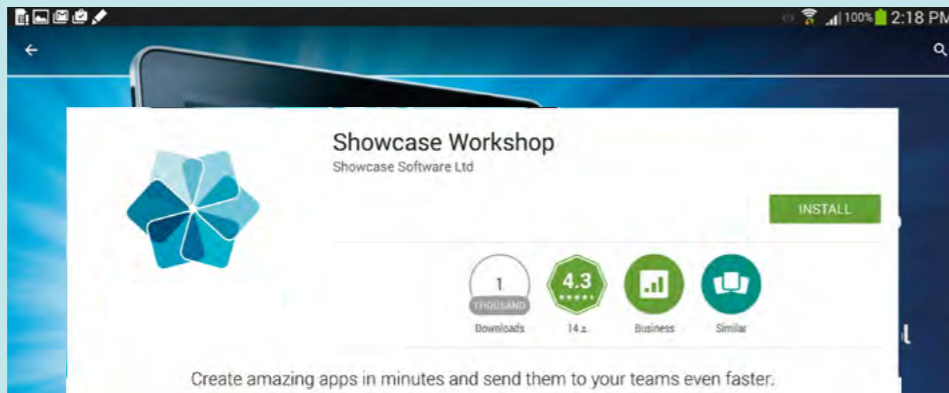
## Step 1:

Open the Google Play store and search the Apps section for '**Showcase Workshop**'



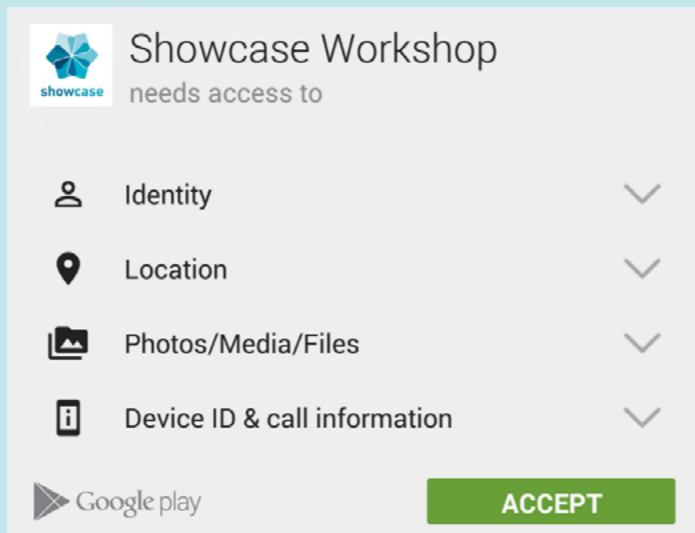
## Step 2:

Click on the app to be taken to the screen below, then click **'INSTALL'**




## Step 3:


A screen will appear and ask for access permissions; click **'ACCEPT'** to continue.



**Showcase Workshop** will begin downloading.



Once download has finished either click **'OPEN'**




or find the showcase application among your installed apps.





## Step 4:

Once opened you will be prompted to log in.



## Step 5:

Click the green cloud icon below your Showcase thumbnails to begin downloading. Once downloaded, each showcase will be saved to your device for future access.

